



USPAS – *Simulation of Beam and Plasma Systems*

Steven M. Lund, Jean-Luc Vay, Remi Lehe, Daniel Winklehner and David L. Bruhwiler

Lecture: Coherent Synchrotron Radiation

Instructor: David L. Bruhwiler



Preparation of most materials: Christopher Hall, RadiaSoft LLC

U.S. Particle Accelerator School sponsored by **Old Dominion University**

<http://uspas.fnal.gov/programs/2018/odu/courses/beam-plasma-systems.shtml>

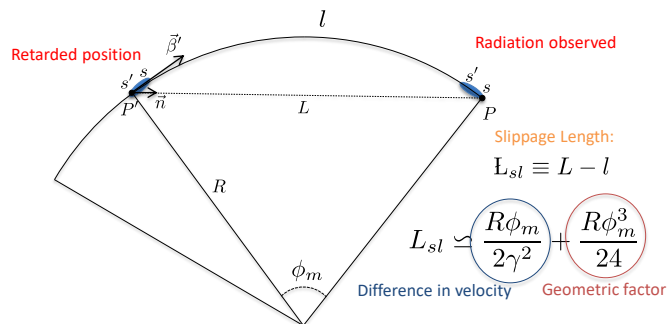
January 15-26, 2018 – Hampton, Virginia

This material is based upon work supported by the U.S. Department of Energy, Office of Science, Offices of High Energy Physics and Basic Energy Sciences, under Award Number(s) DE-SC0011237 and DE-SC0011340.



Office of Science

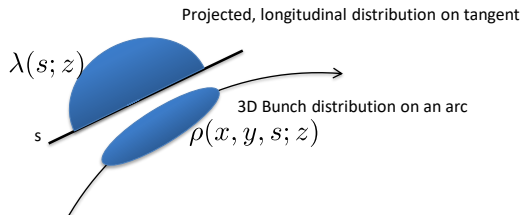
CSR-Electron Bunch Interaction



- Radiation emitted by bunch tail may overtake the head of the bunch
- Radiation can take a shorter path than electrons in a dipole.



1D CSR Model



- Neglects transverse distribution and forces
- Assumes $\varphi \ll 1$ and $\gamma \gg 1$
- Assumes bunch is rigid over distances of φ

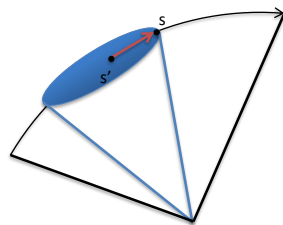
E. Saldin, E. Schneidmiller and M. Yurkov, *NIM A* **398**, 373 (1997).



D. Bruhwiler – USPAS – January 2018 – Coherent Synchrotron Radiation

3

CSR Energy Loss On an Arc



$$\text{While: } L_{sl} = \frac{R\phi^3}{24} < \sigma_z$$

Transient fields dominate.
Will eventually slip entirely past bunch if dipole is long enough.

$$\left(\frac{d\mathcal{E}(s, \phi)}{d(ct)}\right)_{\text{Transient}} = -\frac{2e^2}{3^{\frac{1}{3}}R^{\frac{2}{3}}} \left(\frac{R\phi^3}{24}\right)^{-\frac{1}{3}} \left[\lambda\left(s - \frac{R\phi^3}{24}\right) - \lambda\left(s - \frac{R\phi^3}{6}\right) \right]$$

$$\left(\frac{d\mathcal{E}(s, \phi)}{d(ct)}\right)_{\text{Steady}} = -\frac{2e^2}{3^{\frac{1}{3}}R^{\frac{2}{3}}} \int_{s - \frac{R\phi^3}{24}}^s \frac{\overset{\text{Slippage length}}{ds'}}{\left(s - s'\right)^{\frac{1}{3}}} \frac{d\lambda(s')}{ds'}$$

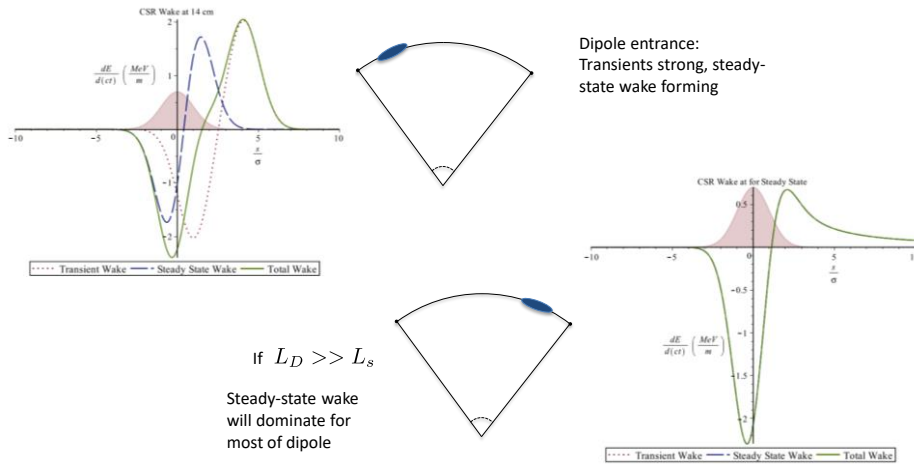
E. Saldin *et. al.*, *NIM A* 398, 373 (1997).



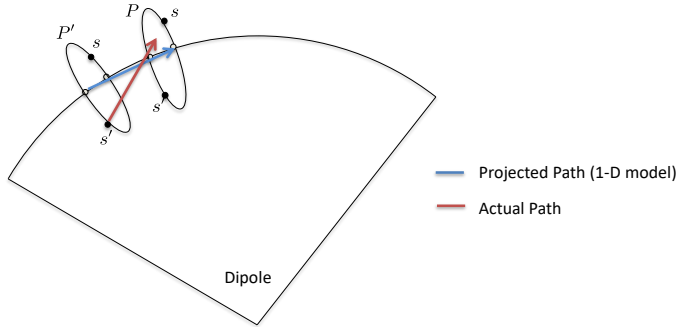
D. Bruhwiler – USPAS – January 2018 – Coherent Synchrotron Radiation

4

Example for a Gaussian Bunch



Errors in the 1-D CSR Model



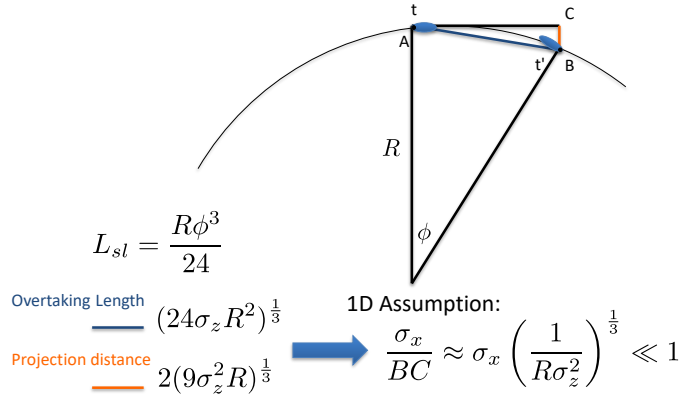
Dispersion in the dipole spreads out the beam in the bending plain



Removing transverse displacement leads to causality violation in 1-D CSR model.



The Derbenev Criterion



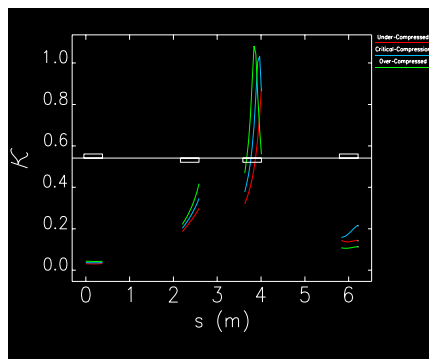
Y. S. Derbenev, J. Rossbach, E. L. Saldin, and V. D. Shiltsev, TESLA-FEL 95-05, TESLA, 1995.



D. Bruhwiler – USPAS – January 2018 – Coherent Synchrotron Radiation

7

The Derbenev Criterion



For the 1D approximation to be valid:

$$\kappa \equiv \sigma_x \left(\frac{1}{R\sigma_z^2} \right)^{\frac{1}{3}} \ll 1$$

The Derbenev criterion is shown as a function of position through a 4 dipole chicane (the JLab FEL chicane). It should remain small for the 1D algorithm to be valid. In most of the dipoles, this is approximately satisfied, but the 3rd dipole does peak close to 1.



D. Bruhwiler – USPAS – January 2018 – Coherent Synchrotron Radiation

8

Coming up next... CSR Computer Lab

- Goals
 - consider 1D steady-state CSR in a bunch compressor
 - consider 1D transient CSR in a bunch compressor
 - consider effects of 1D CSR that co-propagates with a beam



D. Bruhwiler – USPAS – January 2018 – Coherent Synchrotron Radiation

9

Add more to your bunch compression simulation

- This part requires you to follow along with the instructor



D. Bruhwiler – USPAS – January 2018 – Coherent Synchrotron Radiation

10

Simulate Steady-State CSR

- Begin with your linac and bunch compression beamline
 - the one you built yesterday and today
- Let's turn on steady-state CSR in the dipoles
 - Go to 'Control' and find the 'alter_elements' command with 'item = CSR, name = BEND?'
 - Change 'Value' from 0 to 1 and save changes.
 - Go back and rerun the simulation.
 - How does the longitudinal phase space in `run_setup.output` look different from the picture you saved with CSR off?
 - Look at the histograms of `deltaFrequency` vs `delta` at the start and end of the chicane.
 - Why have they changed?
 - Plot `enx` vs `s` in `run_setup.sigma`
 - Save this plot to record `enx` at the end of beam line



Steady-State CSR – what should you have seen?

- Steady-state CSR is turned on
 - Should observe a dip at the head where current is high
 - CSR wake has lowered energy of particles
 - Should also notice the average energy of the bunch has dropped ~1 MeV
 - After the chicane, the momentum histogram shows two peaks due to CSR shifting the energy of particles in the head bunch down.
 - `enx` ~ 14 μm

